


- ★ High Reliability by S.M.T. & TQC.
(Surface Mounting Technology)
- ★ High Isolation over than 50MΩ / 500VDC
- ★ High Dielectric over than 2.5KV
- ★ Low Enable Current less than 7.5mA / 12VDC
C MOS IC or TTL Compatible.
- ★ Low EMI / EMI & Surge by Zero Cross Trigger Method.
- ★ High Surge Current Duration Over 10 Times of Rated Current / One Cycle
- ★ High Surge Voltage Duration by Snubber Circuit.
- ★ 表面貼焊技術及全面品管，提供最可靠的 SSR
- ★ 高絕緣阻抗超過 50MΩ / 500VDC
- ★ 高耐壓超過 2.5KV
- ★ 低觸發電流小於 7.5mA / 12VDC，可與 CMOS IC及 TTL 匹配
- ★ 零點觸發方式避免電磁 / 高頻干擾
- ★ 高耐過電流，超過10倍額定電流/一週期
- ★ 具緩衝迴路可吸收瞬間突破



Guiding of Model

Terminal Type

Ex. **SSR-40 D A-H**

① ② ③ ④ ⑤

① **Product** 產品別

SSR: SINGLE PHASE SOLID STATE RELAY
單相固態繼電器
STR: THREE PHASE SOLID STATE RELAY
三相固態繼電器

② **Output Current** 輸出電流

10 : 10A 25 : 25A
40 : 40A 50 : 50A

75 : 75A

③ **Input Voltage** 輸入方式

D: DC 3W ~ 32V <ON/OFF>
A: AC 80 ~ 250V <ON/OFF>
L: 4 ~ 20mA (linear)
V: VARIABLE RESISTER

④ **Output Voltage** 輸出電壓

A: AC VOLTAGE
D: DC VOLTAGE

⑤ **Output Voltage Range** 輸出電壓範圍

H : High Voltage Type < 90 ~ 480VAC >
Non: Standard Type < 24 ~ 380VAC >

PCB Type

Ex. **SSR-P 03 D A**

① ② ③ ④ ⑤

① **Product** 產品別

SSR : SINGLE PHASE SOLID STATE

② **Mounting Method** 固定方式

PCB: PCB TYPE

③ **Output Current** 輸出電流

03 = 3A
05 = 5A

④ **Input Method** 輸入方式

D : DC VOLTAGE

⑤ **Output Voltage** 輸出電壓

D : DC 5 ~ 60V
A : AC 24 ~ 280V

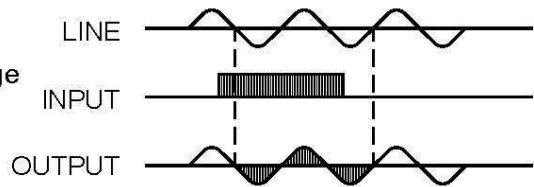
Control Method

Zero Cross Trigger Method

Output TURN ON or TURN OFF only on Zero Cross Point of sine wave , may avoid surge or EMI / RFI occurring.

Specially suited to control resistive , capacitive and Non - saturated inductive loads.

輸出只在正弦波的零點才會動作或復歸，可避免生突波或 EM / RFI，特別適於控制阻抗性，電容性和不飽和感抗性等負載。

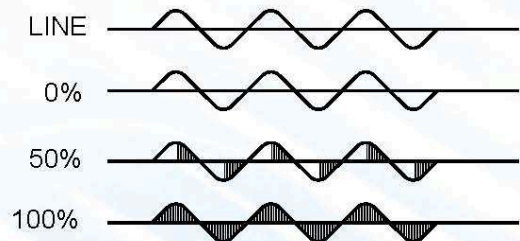


Variable Resistance Control Method

< Trimmer Control Method >

Power Output is Controlled by the Trigger Angle of Triac with Variable Resistor 250K Ω /110VAC, 500K Ω /220VAC

輸出功率以可變電阻 250K Ω /110VAC, 500K Ω /220VAC 控制 Triac 觸發角決定輸出功率。



Application Hints

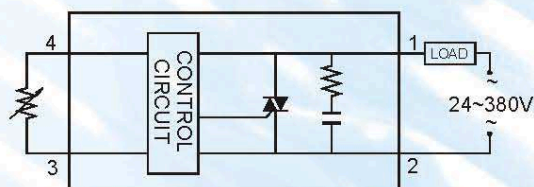
Input	NPN	Output	NO	Input	PNP	Output	NO	Input	L.S.	Output	NO
Input	NPN	Output	NC	Input	PNP	Output	NC	Latch Circuit (AC to AC)			

■ Specification

Type	Terminal Type		
Model	SSR-10VA	SSR-25VA	SSR-40VA
Rated Load Current	10A	25A	40A
Input Data			
Variable Resistance	Trimmer / 250kΩ to 110V , 500kΩ to 220V , / MΩ to 380V		
Control Method	Phase Control		
Output Data			
Operating Voltage	24~380VAC		
Min. Black Voltage	600 VAC < Repetive >		
Voltage Drop	1.6 V / 25 C		
Max. Durated Current	135A	275A	410A
Leakage Current	5.0mA	5.0mA	5.0mA
General Data			
Dielectric Strength	Over 2.5KVAC / 1min.		
Isolation Strength	Over 50M Ω / 500VDC		
Operating Temperature	-20 C ~+80 C		
Housing Material	Intensive ABS		
Weight	Appr. 105g		

Connection Diagram

Adjustable SSR

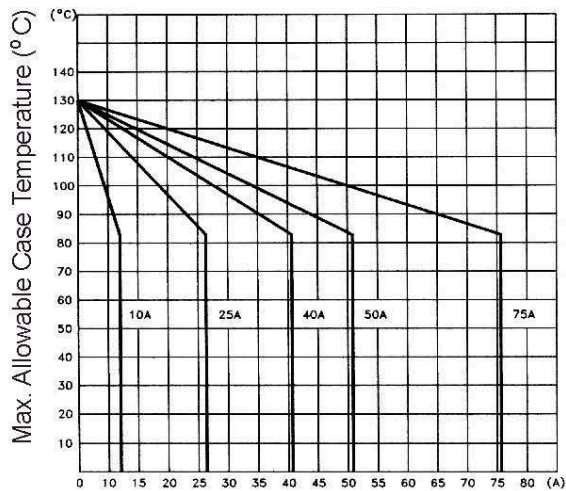


VR : 250KVΩ/110VAC, 500KΩ/220VAC

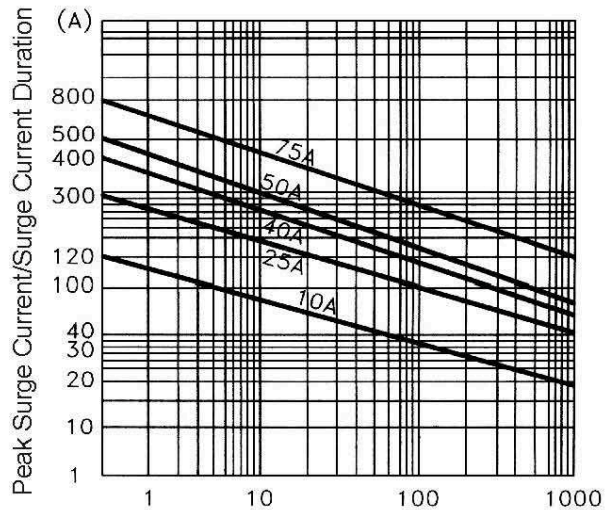
Curve of Characteristic

Max. Allowable Case Temperature
最高容許表面溫度

Peak Surge Current/Surge Current Duration
衝擊電流/承受次數



ON State Current (A) 動作電流



Surge Current Duration (Full cycles)

Dimension

Terminal Type	PCB Type
<p>Terminal Type dimensions diagram showing a rectangular component with three terminals. Dimensions include: terminal diameter $\phi 4.5$, terminal spacing 10.0, total width 45.0, terminal height 6.0, component height 47.0 and 60.0, and mounting hole diameter 3.0.</p>	<p>PCB Type dimensions diagram showing the component mounted on a PCB. Dimensions include: PCB width 43.0, component height 10.0, PCB mounting hole diameter 5.1, component width 26.0, and terminal spacing 7.5, 12.7, and 7.5. A side view shows a height of 5.5 and a width of 0.5.</p>

■ Dimension < Heat Sink >

